

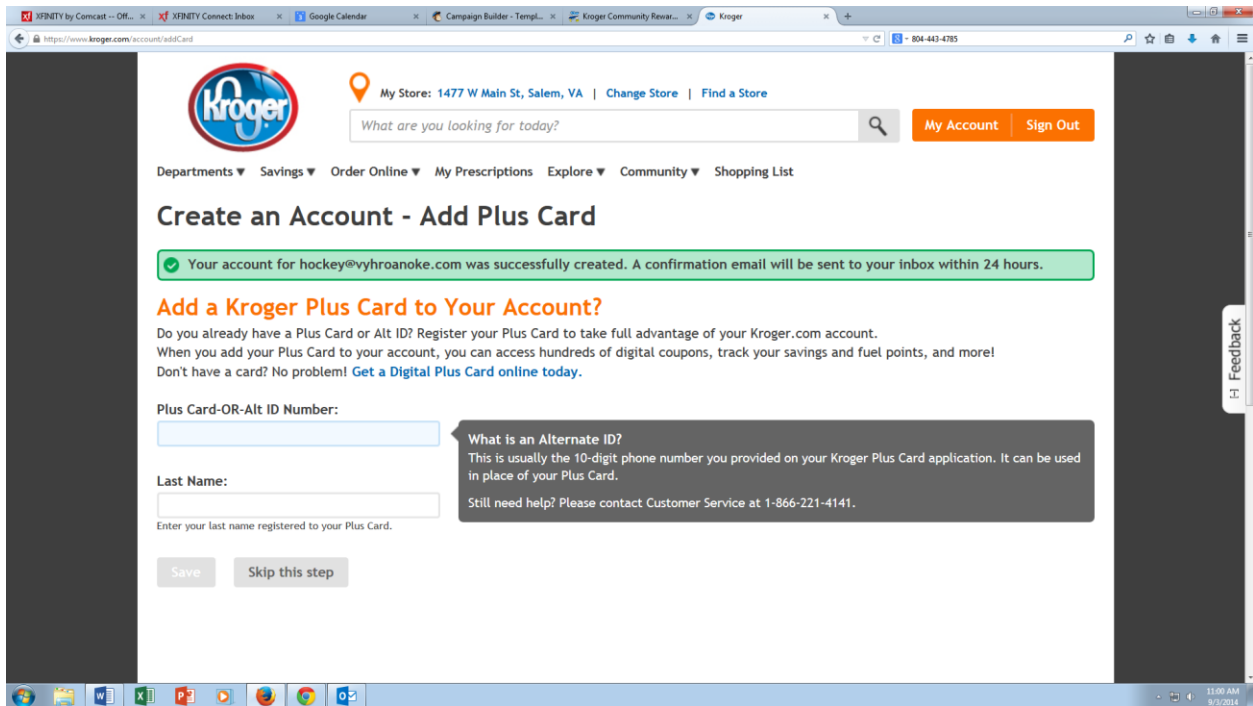
KROGER COMMUNITY REWARDS: How to Enroll

1. Kroger Plus Card

If you don't have a Kroger Plus card go to any Kroger Store and sign up for one (it's free).

2. New Kroger Online Account

- If you don't have one, create one [here>>](#)
- After account creation, you will be asked to link a Kroger Rewards Number (82651) to your account.

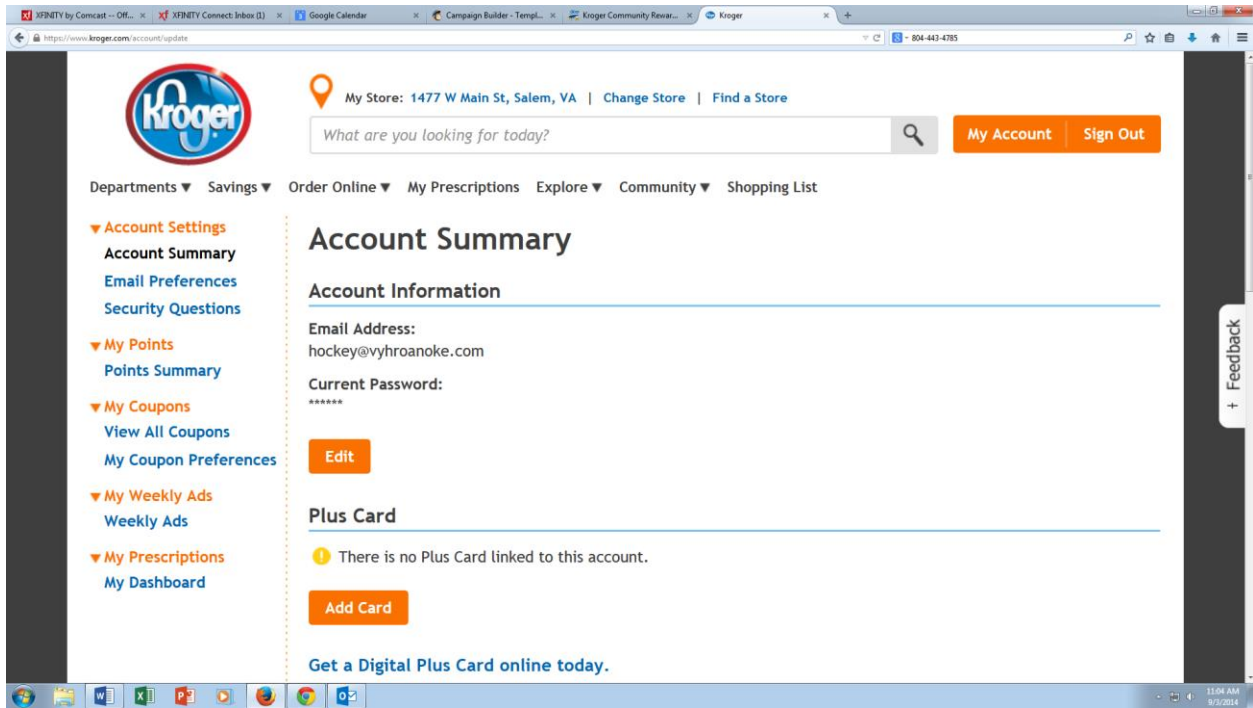


3. Existing Kroger Online Account

Log in [here>>](#) and click on "Sign In"

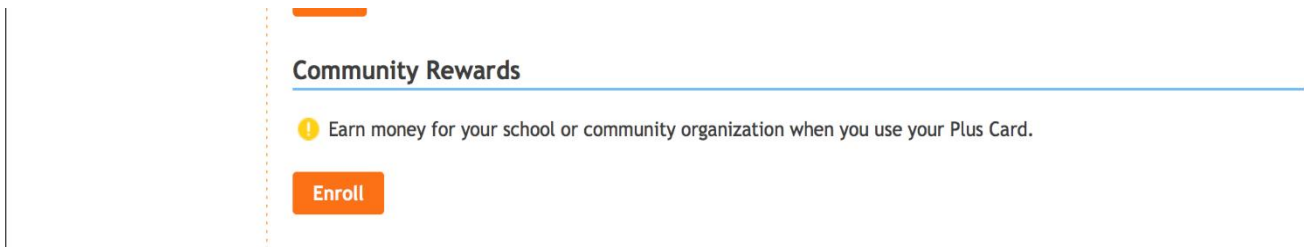
Click on "My Account" to make sure the Kroger Rewards card is linked.

If it isn't click on "Add Card" to link it (only 1 card can be linked to an online account)



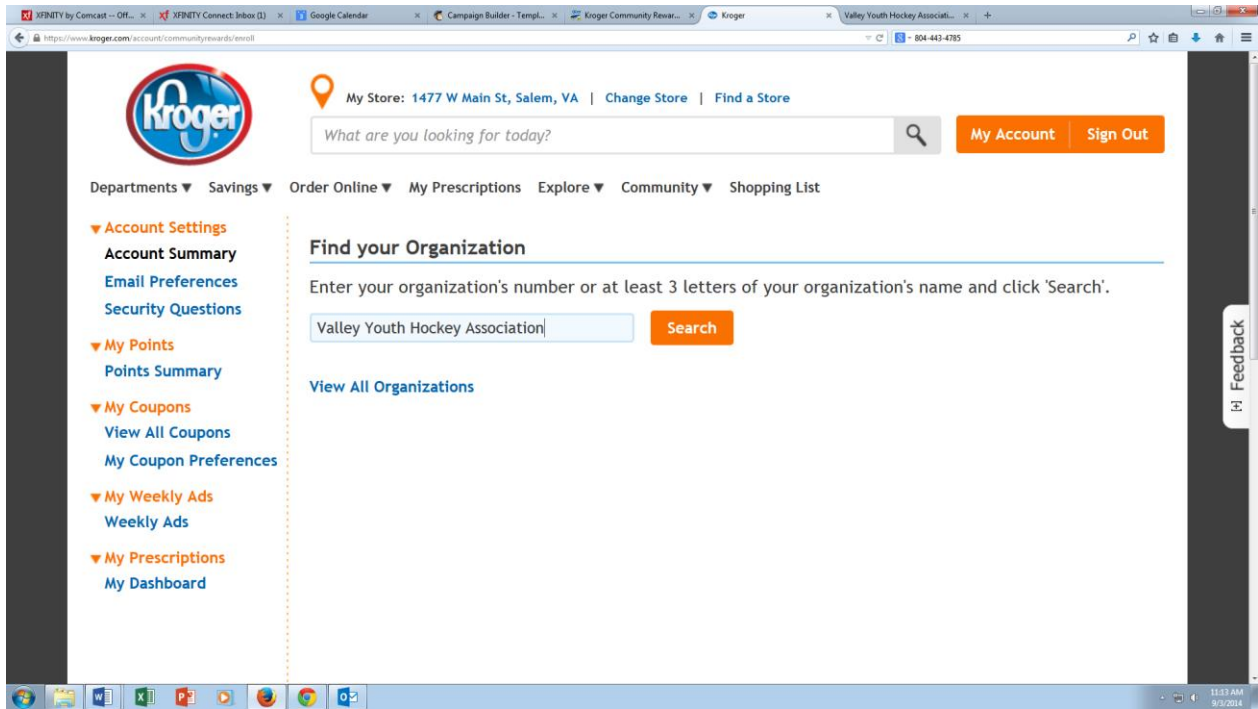
4. Select Valley Youth Hockey Association for Community Rewards

- Click on "Enroll" under "Community Rewards" (this is only an option if a Kroger Rewards account is linked)



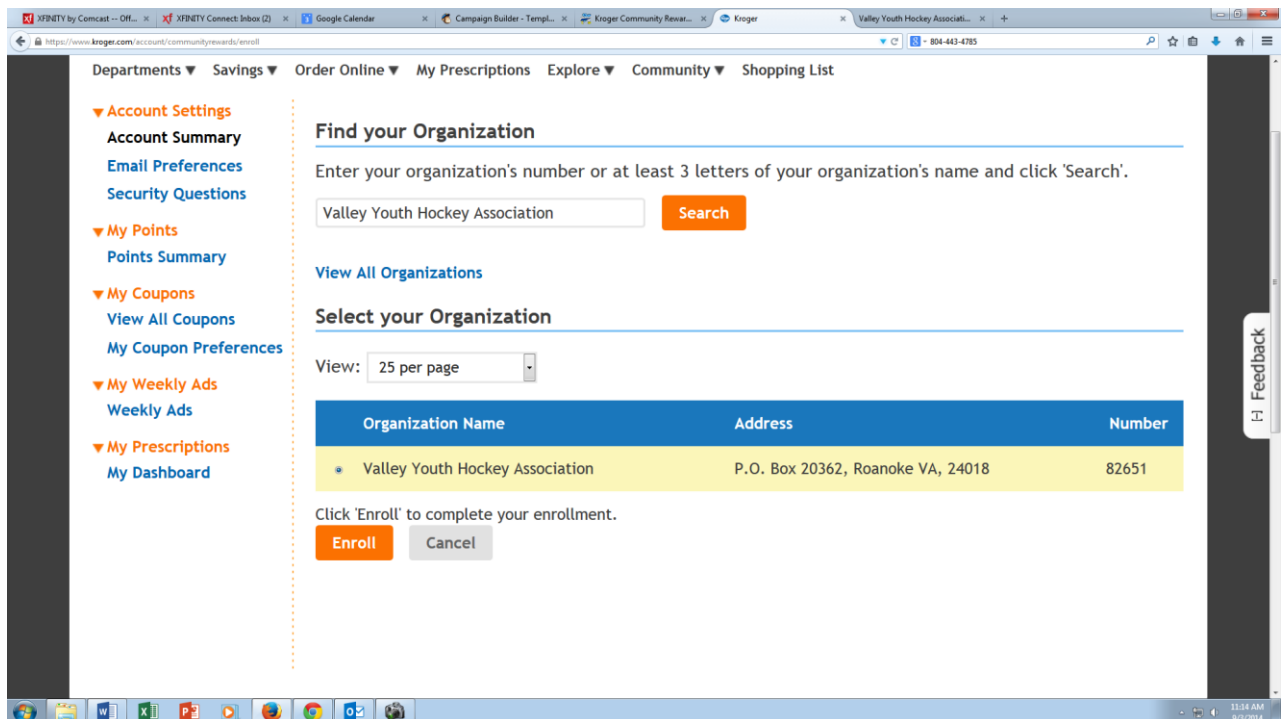
5. Find Valley Youth Hockey Association

- Enter Valley Youth Hockey Association or our Rewards Number and click on "Search"



6. Enroll

- Click on the bullet next to our name and click on "Enroll"
- Kroger says it will take about 10 days for it to take effect



7. You're all set to begin earning Kroger Community Reward Credit for Valley Youth Hockey Association and Your Participant.

The screenshot shows the Kroger website's account summary page. At the top, the Kroger logo is on the left, and the current store location is "1477 W Main St, Salem, VA". A search bar with the placeholder text "What are you looking for today?" is in the center, with "My Account" and "Sign Out" buttons to its right. Below the search bar is a navigation menu with links for "Departments", "Savings", "Order Online", "My Prescriptions", "Explore", "Community", and "Shopping List".

The main content area is titled "Account Summary" and features a green notification box that reads: "Your enrollment in the Community Rewards Program has been updated. Thank you for participating!". Below this, the "Account Information" section is displayed, showing the email address "hockey@vyhroanoke.com" and a masked current password "*****". An "Edit" button is provided for the account information.

The "Plus Card" section shows the Plus Card Number "481008233445" with another "Edit" button below it. On the left side of the page, there is a sidebar menu with categories: "Account Settings" (including Account Summary, Email Preferences, and Security Questions), "My Points" (Points Summary), "My Coupons" (View All Coupons, My Coupon Preferences), "My Weekly Ads" (Weekly Ads), and "My Prescriptions" (My Dashboard). A "Feedback" button is located on the right side of the page.

The browser's address bar shows the URL "https://www.kroger.com/account/update". The Windows taskbar at the bottom indicates the time is 11:56 AM on 9/9/2014.